




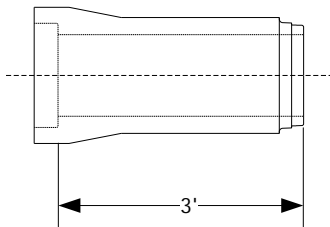
# Concrete Pipe Fittings

Please specify bevels  
as needed

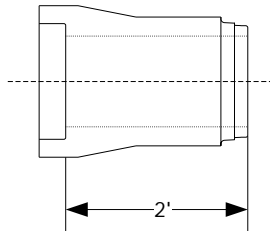


Bevels can be cut at a 1:1, 2:1, & 3:1 ratio per  
WSDOT Standard Plan B-70.20-00

3' PIPE SHORTS  
AVAILABLE  
IN 18", & 24" ONLY



2' PIPE SHORTS  
AVAILABLE  
IN 12" ONLY



Note: Drawings not to scale

[www.shopeconcrete.com](http://www.shopeconcrete.com)

1-800-422-7560 [TOLL FREE]



Shope Concrete, LLC  
1618 East Main Avenue  
Puyallup, WA 98372-3142

(253) 848-1551  
Fax Line 1 (253) 845-0292  
Fax Line 2 (253) 864-6172

